

INSTALLATION INSTRUCTIONS

Failure to comply will diminish performance and negate product warranty

Where water quality is poor, it is recommended that the Scale-Buster be installed vertically to avoid build up of debris and a filter should be considered. In potable water supplies it is best to install Scale-Buster in the cold water feed supply lines. In certain instances, such as central heating, hot water returns and cooling towers, Scale-Buster should be installed towards the cool end of the recirculating system.

Care must be taken to ensure that connecting joints requiring applied heat (blow torch) **must not be used** in the vicinity of Scale-Buster as the conducted heat will damage the unit's interior.

Where booster pumps are used the Scale-Buster should be positioned at least 2 metres away from pumps as the magnetic fields may interfere with performance levels

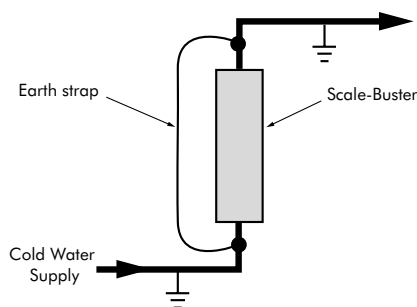
ELECTRICAL EARTH BONDING INSTRUCTIONS

ELECTRICAL EARTH BONDING IS ESSENTIAL AND INSTRUMENTAL TO THE SCALE-BUSTER PERFORMANCE, IN ADDITION TO PROVIDING A SAFE CONTINUITY OF EARTH BONDING FOR OTHER PURPOSES

In gravity fed systems where storage tanks are involved, even if the water is subsequently boosted, it is necessary to **cross bond the earthed incoming pipework with the downservice pipework** to ensure continuity of earthing. This continuity procedure is also important/necessary where there is a break in the pipework ie metal-to-plastic-to-metal for optimal performance.

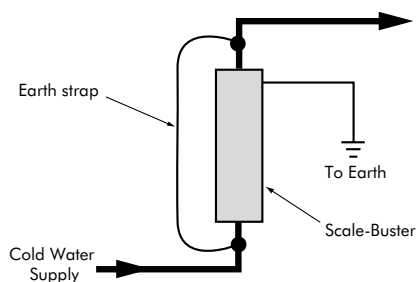
SCHEMATIC A

Where pipework is metal, properly grounded (earthed) and with no feed back from any stray currents from electrical equipment upstream.



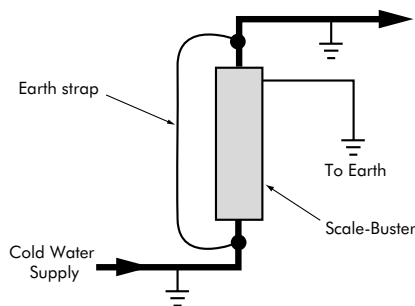
SCHEMATIC C

Where pipework is not adequately grounded (earthed).



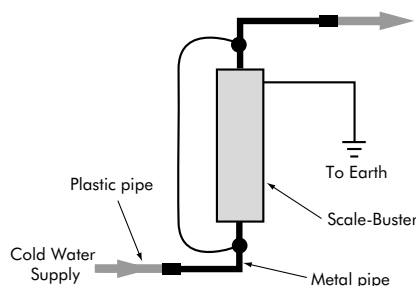
SCHEMATIC B

Where pipework is metal, properly grounded (earthed) but with the potential/actual feedback of stray currents from electrical equipment upstream.



SCHEMATIC D

Where Scale-Buster is installed into **plastic pipework** it is important that metal pipework is installed both before and after the Scale-Buster. The ideal length of pipework before and after the Scale-Buster should be pipe diameter x 30 wherever possible.



WHEN **PLASTIC PIPES** ARE USED BE SURE TO BOND THE ACTUAL SCALE-BUSTER TO EARTH

Where female BSP thread connections apply use only **parallel** and not **tapered** thread fittings.



THE RODIN GROUP LTD

61 Silverdale New Milton
Hampshire BH25 7DE
Tel: 01425 622581 Fax: 01425 629220
Email: info@therodingroup.co.uk
Web: www.therodingroup.co.uk

Other Major Water Treatment Products

- Cyclone filtration
- UV disinfectant
- Chlorine dioxide treatment

Literature Available

Literature available on all products

SBT issue: 1 12.06